

City Management and Public Protection Policy & Scrutiny Committee

Date: Wednesday, 12 June 2019

Report of: Councillor Tim Mitchell

Portfolio: Cabinet Member for Environment and City Management

Report Author and Contact Details: Angela Bishop
abishop@westminster.gov.uk
Ph: 020 7641 5371

1. Environment

Greener City Action Plan (GCAP)

- 1.1 My officers are currently working on the Quarter One update and yearly forward plan for GCAP priorities. These updates will form part of the final GCAP Year 4 report published next year.

Air Quality Strategy 2019 – 2024

- 1.2 The Greater London Authority (GLA) have just finished a consultation on changes to the London Local Air Quality Management framework, which sets out the requirements for boroughs' Air Quality Strategies. While relatively minor in scope, the changes proposed by the GLA will need to be taken into account in the Council's new Air Quality Strategy. Officers are still intending to publicly consult on the Council's Air Quality Strategy in the coming months.

Air Quality Grant

- 1.3 Department for Environment, Food and Rural Affairs (Defra) provide a grant scheme to help Local Authorities make air quality improvements and to meet their statutory duties under the Environment Act 1995. The Council was eligible to apply for a grant to train City Inspectors on the issue of smoke pollution, to raise awareness of the health impacts of burning.
- 1.4 The Council applied to Defra for a grant of £9,000 to design and deliver a training package for officers. We were required to offer match funding of at least ten percent and £1,000 was offered in addition to the officer time to develop the training programme.

- 1.5** I am happy to announce that the grant application was successful. We will now design and deliver the training to approximately fifty officers.
- 1.6** The delivery of training will equip officers to disseminate information about compliance with the Clean Air Act 1993 to better support businesses that they come into contact with on a routine basis e.g. during food hygiene and licensing inspections, in addition to enabling the effective investigation of complaints regarding alleged Clean Air Act 1993 offences.

Schools' Clean Air Fund (SCAF)

- 1.7** I have agreed that all Westminster schools will receive Air Quality Audits which will provide recommendations to schools that they can take forward in applying to the Schools' Clean Air Fund.
- 1.8** Officers have established a series of tranches of schools to be audited, as the audit programme will need to be staggered. These tranches have been based on geographical spread of schools, engagement with the Council on a variety of environmental and active health projects, and exposure levels to air pollution. It is expected the first set of approximately twenty schools will receive their audits by the end of this 2018/19 academic year.

Open Spaces and Biodiversity Strategy

- 1.9** This strategy has been renamed 'A Partnership Approach to Open Space and Biodiversity in Westminster' to better reflect Westminster Council's role as custodian and the focus on stakeholder collaboration within the document. The document was published on April 1st and is available on the Council's website. For the full document, please see Appendix A.

Active Streets

- 1.10** On 23rd April 2019, under Westminster's wider Active Streets programme, St Mary's Bryanston Square primary school launched their 'school street', a timed road closure of Enford Street at the beginning and end of the school day.
- 1.11** Officers are investigating the potential for additional school streets to be implemented across the city and they will be an intervention that may be recommended to schools through the Schools' Clean Air Fund.
- 1.12** We also launched our first ever permanent 'Play Street' which opened on Monday 29th April in Luton Street and Fisherton Street. A permanent designation will provide priority over traffic to children and families to play in streets at specified times.

1.13 The Active Streets programme is a key strategy commitment of our ActiveWestminster strategy - *Activate Your City, Lives and Neighbourhoods*, as well as being in our Biodiversity and Open Spaces strategy.

Energy Strategy




1.14 We are continuing to develop Westminster’s Energy Strategy. The draft Strategy is due to be published in Autumn 2019. Some of the key opportunity areas to be explored in the development of the Council’s new Energy Strategy include:










- Establish the baseline energy performance of Westminster corporate buildings and housing to help guide future energy reduction strategies.
- Improve the average energy performance of the Council’s buildings, targeting improvements in the worst performing premises in the property portfolio.
- Explore opportunities for participation in programmes to deliver housing energy efficiency retrofit at scale – e.g. through the ‘Retrofit Together’ pilot and/or the Mayor of London’s social housing ‘RENEW’ scheme.
- Explore opportunities for the expansion of local energy networks in Westminster, including inter and intra-borough network opportunities (e.g. South Kilburn Opportunity Area in Brent).
- Develop supplementary planning guidance to encourage more innovative energy solutions in new developments.
- Explore the use of carbon offset funding to support/enable energy improvements or low carbon energy generation on council, community or local small business assets.
- Engage large landholders in Westminster and provide advice and support to local small businesses, to encourage efficiency improvements in commercial premises.
- Explore further opportunities for new electric vehicle charging infrastructure and innovative smart technologies.

2. Highways and Transport

Highways – Reactive Jobs on Footway and Carriageway

2.1 The table below shows the performance for reactive highway works on the carriageway and footway.

	February 2019 Performance		March 2019 Performance		April 2019 Performance		Completed within time target. (April 19)	Target
Priority 1 (2 hour)	99%		100%		100%		53 of 53	98%

Priority 2 (24 hour)	96%		98%		97%		241 of 249	98%
Priority 3 (10 days)	100%		100%		98%		244 of 249	98%
Priority 4 (28 days)	93%		98%		99%		809 of 810	98%

2.2 FM Conway have performed well during the February to April period, despite some very challenging circumstances. Given the traffic disruption associated with the Extinction Rebellion protests and the level of jobs undertaken, it is a commendable performance.

2.3 During the January to March 2019 Audit of reactive works, 130 sites were checked and visited by the contractor. 93% of the works were completed and 86% were completed in compliance with the service specification.

Planned Preventative Maintenance Footway – 2019/2

2.4 Soho Square, Marylebone High Street, Pall Mall and Grafton Street have been completed in the last quarter.

2.5 FMC are currently on site at:

- Old Compton Street due for completion in June
- Allitsen Road due for completion in June
- Avenue Road due for completion in July
- Cunningham Place due for completion in September
- Ebury Street due for completion in October
- Randolph Avenue due for completion in December

2.6 Norfolk Place, St Michaels Street and Craven Hill Gardens are due to commence on site in June.

Planned Preventative Maintenance Carriageway – 2018/19

2.7 Portnall Road and Hertford Street were completed in the last quarter. Francis Street is currently on site and due for completion in May. Sutherland Avenue, Cambridge Street, Warwick Avenue and Queensway are due to commence on site in June.

Lighting

	Feb 2019 Performance		March 2019 Performance		April 2019 Performance		Target
Priority 1 (2 hour)	100% (22 of 22 jobs)		100% (50 of 50 jobs)		95% (21 of 22 jobs)		98%
Priority 2 (24 hour)	100% (5 of 5 job)		100% (6 of 6 job)		100% (6 of 6 jobs)		98%
Priority 3 (48 hour)	96% (907 of 949 jobs)		100% (291 of 291 jobs)		100% (413 of 414 jobs)		98%
Priority 4 (7 day)	No jobs in period.		No jobs in period.		100% (6 of 6 jobs)		98%

2.8 The reactive lighting service has delivered a strong set of results in the February to April period.

2.9 The only supplier of replacement parts for gas lighting assets, Sugg, went into administration in the period and as a consequence the repair and maintenance of these lights is currently a significant challenge. The Council is working to agree a long-term solution that enables these areas to be adequately lit.

Road Management

	February Volume	March Volume	April Volume	Previous three months' average
Utility Works	2,261	2,204	2,052	1,041
Crane Licences	84	57	73	71
Temporary Structures	149	175	148	143
Road Closures	100	92	80	100

2.10 We have witnessed a downturn in activity on the network since February. We have experienced a 30% reduction in granted Utility Works in comparison with the same period last year. Crane licences are down 25% in comparison with the same period last year. Temporary structures remain unchanged in comparison with the same period last year and Road Closures are down 20%.

2.11 100% of highways condition surveys were completed in the period in line with the necessary frequency.

Surface Water Management

2.12 The January to March quarter continued without any significant operation issues. Generally good weather has persisted over the last few months. Reactive works have remained consistent during this time and within expected volumes. The drainage Emergency Callouts have also remained low. In conjunction with Contract A, over the course of the last year we worked to resolve any locations that would typically flood during wet weather.

2.13 FM Conway attend up to a hundred sites per day and frequently have issues with parked cars, road works, and traffic preventing works completion. FM Conway are looking for innovative ways to address these issues, including further coordination with parking services and adjusting the routine programme.

Gullies Cleaning Data (January – March 2019)

Gullies Attended	Gullies Cleaned	Further Works Reported	Further Works Resolved (Heavy Jetting)	Stuck Lids Reported	Vehicle Over	Unforeseen Site Circumstances	Patch-Lining Repairs Completed
3,025	2,385	202	25	49	307	407	175

Cycling

2.14 The cycle hangars traffic order consultation was conducted for a proposed nineteen new sites from the 7th March to 29th March. Following on from responses received to the consultation, it is proposed to install thirteen of the consulted hangars. Alternative locations and new sites will be developed in the 2019/20 installation programme.

2.15 We are reviewing the current cycling Quietway schemes being proposed in the borough, in order to rationalise our forward capital programme. Future delivery of these routes would be subject to a Cabinet Member Report, relevant traffic order consultation and confirmation of Transport for London (TfL) funding.

Public Realm Schemes

2.16 Over thirty public realm schemes are being delivered on the ground at any one time, with work further work being continually undertaken on design and development of new schemes. Work is progressing on a number of Local Safety schemes, developer schemes, Community Infrastructure Levy (CIL) funded schemes and the Local Implementation Plans (LIP) programme of work.

2.17 The major public realm schemes are progressing on time and on budget.

- 2.18** Of the larger public realm schemes, work on Phase 1 and 2 of Queensway has been completed, with Phase 3 commencing in the Autumn.
- 2.19** The Strutton Ground scheme is nearing completion and enabling works has started at Christchurch Gardens. Work on Berkeley Square commenced in July 2018 and is progressing well, with completion due in early 2020.
- 2.20** Work is continuing on Phase 1 of the Oxford Street District programme in advance of the opening of Crossrail.
- 2.21** Baker Street Two Way is due for completion in June with post-monitoring to be undertaken until the Autumn. Work is progressing on the development of the design for the Strand/Aldwych scheme following consultation in early 2019. Hanover Square is on site, with construction expected to continue into 2020. The final phase of Bond Street commenced in May and is due for completion later this year.

3. Parking

Parking on Estates

- 3.1** Traffic Orders enabling parking enforcement on Westminster Council housing estate land came into effect on 6 May for Churchill Gardens Estate. Enforcement has begun on the estate via Warning Notices, with full PCN issue scheduled from 20 May.
- 3.2** A formal Traffic Order consultation process is underway for the next phase of estates, with the rest of Westminster Council's estates to follow suit in three phases for completion in late Summer/Autumn 2019.

Online Suspension (OLS) tool

- 3.3** The online suspensions tool, which allows for full customer self-serve of suspension bookings, went live on 15 May. Following a successful pilot, all customers are now able to book, amend and cancel their own suspensions online via an interactive map.
- 3.4** All applications are being monitored by the back office, who are able to intervene if necessary/appropriate. The London Borough of Camden have been operating a fully self-serve system since November 2018 and their experience has greatly informed our go-live.

Diesel Surcharge

- 3.5** Westminster City Council developed a proposal for a diesel parking surcharge, which applies a 50% additional charge on hourly tariffs for pay to park bays across the city for pre-2015 diesel vehicles.
- 3.6** The diesel surcharge was trialled in parking Zone F (Hyde Park, Marylebone and Fitzrovia) where it led to a 16% reduction in diesel vehicles parking in Zone F with no displacement to neighbouring areas.
- 3.7** Following public consultation in 2018, approval has been given to expand the diesel surcharge city-wide. We are now in a twelve-week mobilisation period which will ensure operational readiness for an expected September 2019 go-live.

Traffic Contraventions

- 3.8** Three new camera sites are scheduled for implementation on 20 May to enforce moving traffic contraventions at Clifton Road/Lanark Road, Cambridge Square and Devonshire Place. A Camera Enforcement review has commenced to assess the effectiveness of the current camera stock and sites, propose potential new sites and confirm and refine processes.
- 3.9** Work continues to develop Parking Services' procurement strategy for its two main contracts (People and Resources and Business, Processing and Technology), both due for expiry in 2020.

Idling Fines

- 3.10** Following our successful #Don'tbeidle campaign and the Council's calls for better powers to tackle engine idling, which has seen ministerial support from Michael Gove, Secretary of State for Environment, Food and Rural Affairs, the Council has met with the Department for Transport to discuss our vehicle idling enforcement. We hope this will influence the development of future policy and legislative options that will give powers to the Council to improve air quality for all.

Electric Vehicle Charging

- 3.11** To aid the transition of the black taxi fleet to zero emission vehicles, Electricity Supply Board have installed the first six rapid chargers across four taxi rest ranks on the Westminster network. Two chargers are in Wellington Place and one charger each in Warwick Avenue, Kensington Road and Lancaster Gate. This complements the rapid charger in operation on the Transport for London Road Network in Park Road.

- 3.12** Work will start on two further locations (five rapid chargers) in Regency Place and Grosvenor Gardens in June. We have also met with TfL to discuss the next phase of rapid charger rollout out which will include charge made publicly available. A list of potential sites is in the process of being drafted for review.
- 3.13** There are currently 238 Electric Vehicle (EV) on-street charging points;
- 97 of these are in dedicated EV-only bays;
 - 44 in dedicated car club bays;
 - 6 taxi rapid chargers with a further 91 retrofitted into lamp columns.
- 3.14** It is the Council's goal to continue to build EV infrastructure to keep up with demand and help reduce air pollution. We are at the final stages of signing a contract with Siemens to deliver approximately a further 150 lamp column charge points.
- 3.15** The Council is also working to introduce a further thirty-five freestanding charge points through the contract with Blue Point London, made up of fifteen 7kW and twenty 22kW charge points (the first at this power output on our network).

4. Waste and Parks

London Marathon

- 4.1** The 38th London Marathon was held this year at the end of April. More than 40,000 runners took part. Westminster deployed twenty-five street staff and ten vehicles to carry out the post event cleansing, to ensure the streets were ready for reopening to traffic.
- 4.2** This year, the clean-up took just over two hours, which was well within the time constraints required by the traffic order. In the process of the cleanse, Westminster collected 2.56 tonnes of plastic bottles / recyclables (approximately 36,000 water bottles) and approximately 3.22 tonnes of general waste.

Extinction Rebellion

- 4.3** Extinction Rebellion carried out a two-week programme of activity that caused major disruption across Westminster. Westminster's Waste & Parks Team and Veolia initiated a flexible plan to ensure that there resulted in minimal disruption to waste/recycling collection services, and the street cleansing team ensured that during and after events, the streets were maintained and returned to an acceptable standard of cleanliness. Waste & Parks in conjunction with FM Conway also sent graffiti cleansing teams onto Waterloo Bridge post-occupation, whilst it was closed for maintenance to ensure that the bridge was returned to standard.

Street Waste Action Team (SWAT)

4.4 The SWAT project recently received the 'Waste Performance of the Year' national award at the annual Keep Britain Tidy Conference and has also been shortlisted by the National Recycling Awards for 'Partnership Project of the Year' for its work with Veolia and other stakeholders. The SWAT team has recently completed operations in Lancaster Gate ward and is currently active in Queen's Park ward.

Street Surveys

4.5 Three times each year, Keep Britain Tidy visit Westminster and independently survey our streets, giving us an absolute measure of street cleanliness for levels of litter, detritus, graffiti and fly-posting.

4.6 The results of the first survey have been received and demonstrate favourable results. Levels of detritus, graffiti and fly-posting remain low, but the score for litter is the lowest it's been since these surveys began, over 10 years ago. Fewer than 1% of the streets the surveyors visited showed signs of litter, which is a real tribute to the hard work of Veolia's sweepers.

	Tranche Survey	Litter	Detritus	Graffiti	Fly-posting
2017-18	1	1.59%	1.16%	4.13%	0.48%
	2	3.33%	1.13%	7.14%	1.27%
	3	6.03%	6.05%	5.71%	0.63%
2018-19	1	1.75%	3.63%	6.19%	1.75%
	2	3.81%	1.50%	5.08%	0.32%
	3	4.13%	2.13%	3.97%	0.16%
2019-20	1	0.79%	2.46%	4.13%	0.16%
	2				
	3				

Appendix A: Westminster City Council's Open Spaces and Biodiversity Strategy